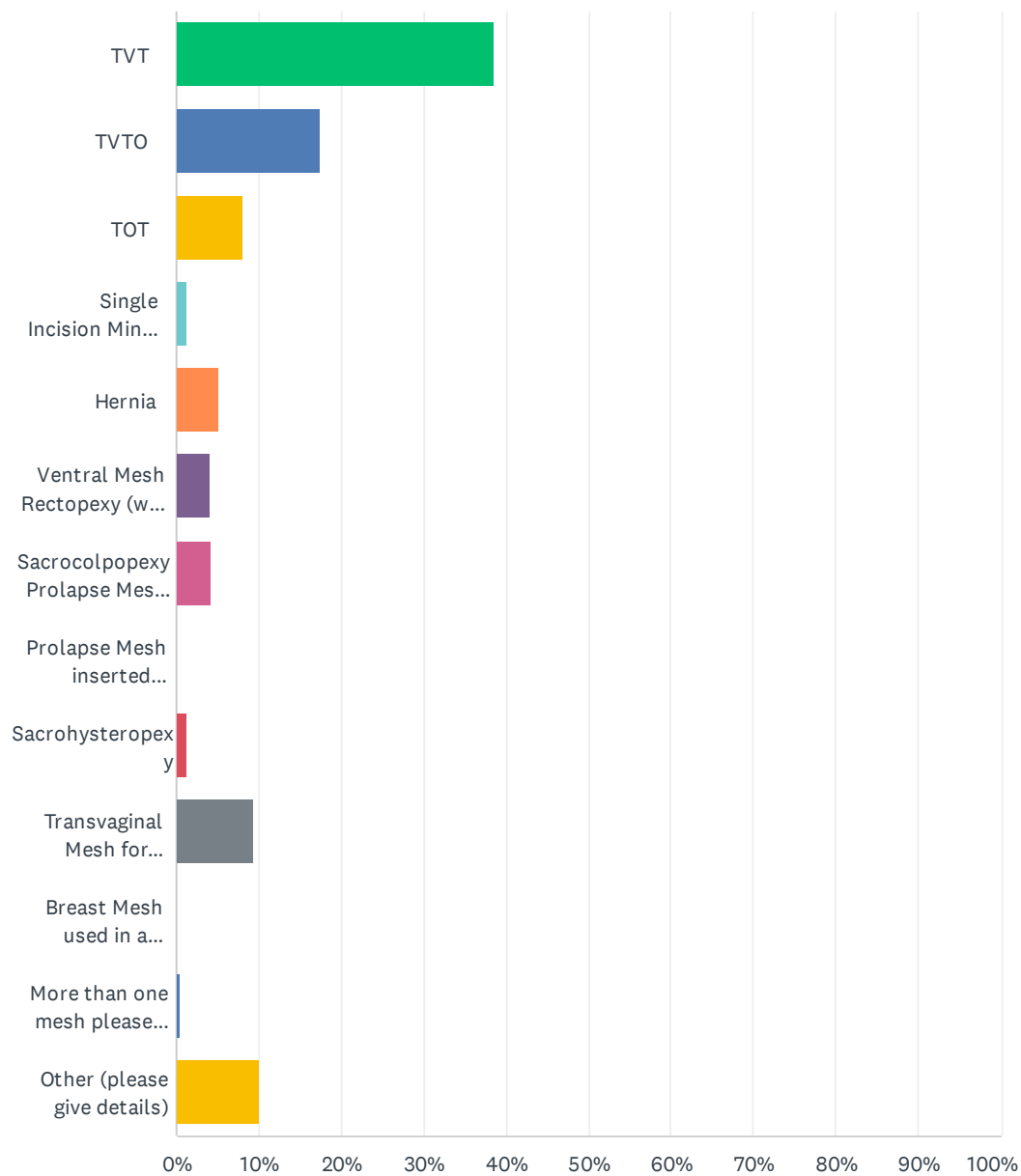


Q1 What type of mesh do you have?

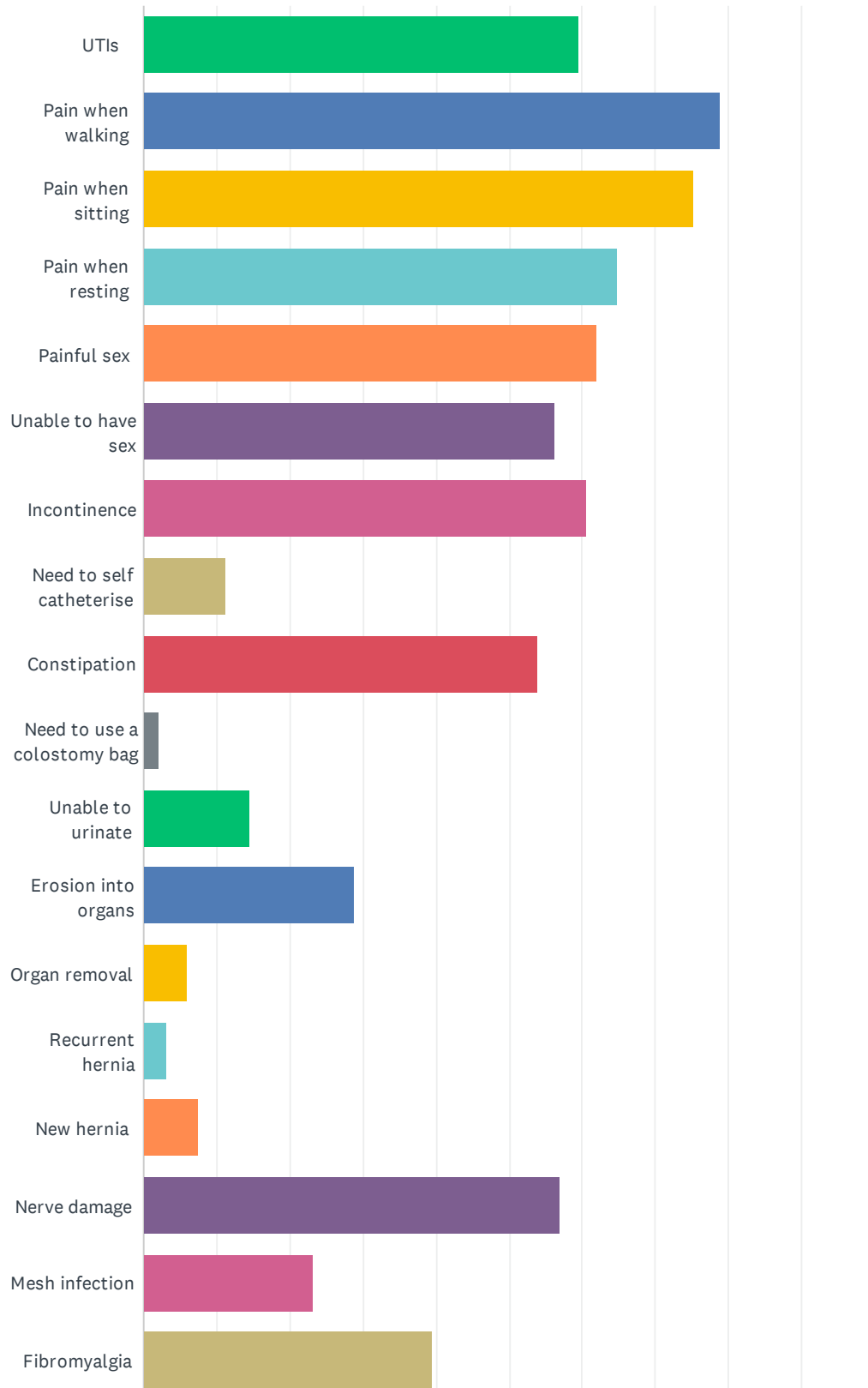
Answered: 582 Skipped: 0

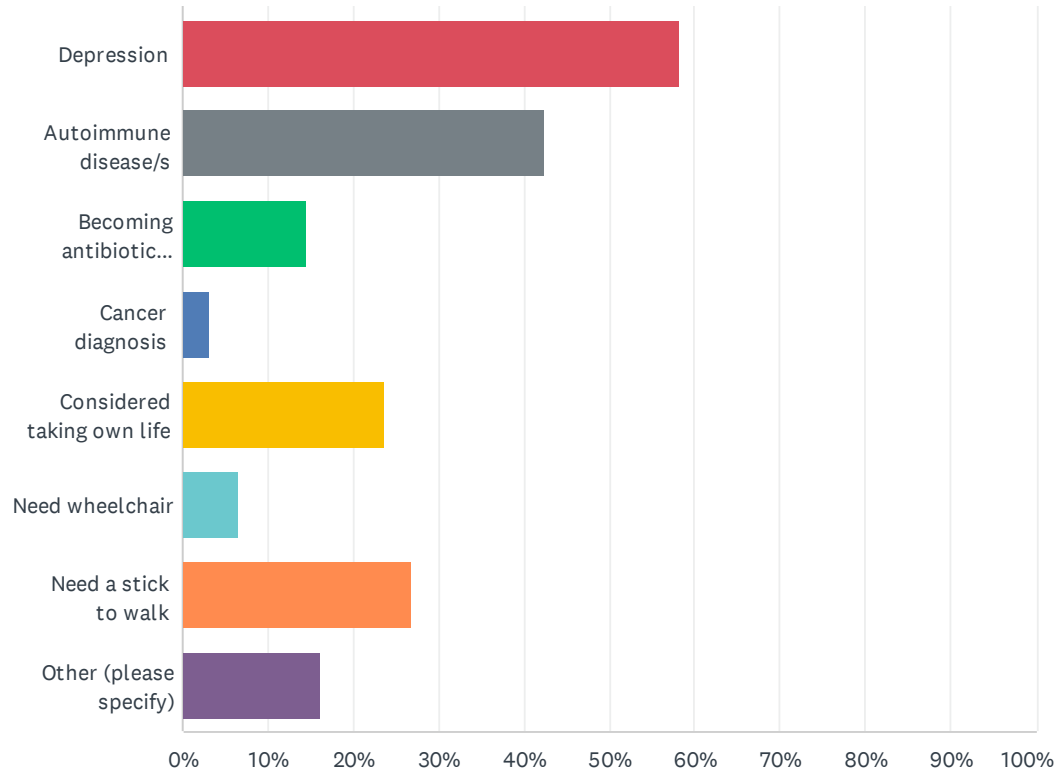


| ANSWER CHOICES | RESPONSES | |
|---|-----------|-----|
| TVT | 38.66% | 225 |
| TVTO | 17.53% | 102 |
| TOT | 8.08% | 47 |
| Single Incision Mini Sling (SIMs) | 1.20% | 7 |
| Hernia | 5.15% | 30 |
| Ventral Mesh Rectopexy (with or without sacrocolpopexy) | 3.95% | 23 |
| Sacrocolpopexy Prolapse Mesh (non rectopexy) | 4.30% | 25 |
| Prolapse Mesh inserted vaginally | 0.00% | 0 |
| Sacrohysteropexy | 1.37% | 8 |
| Transvaginal Mesh for Prolapse | 9.45% | 55 |
| Breast Mesh used in a repair after mastectomy | 0.00% | 0 |
| More than one mesh please give details in Other | 0.34% | 2 |
| Other (please give details) | 9.97% | 58 |
| TOTAL | | 582 |

Q2 What type of complications have you experienced since your mesh operation?

Answered: 582 Skipped: 0

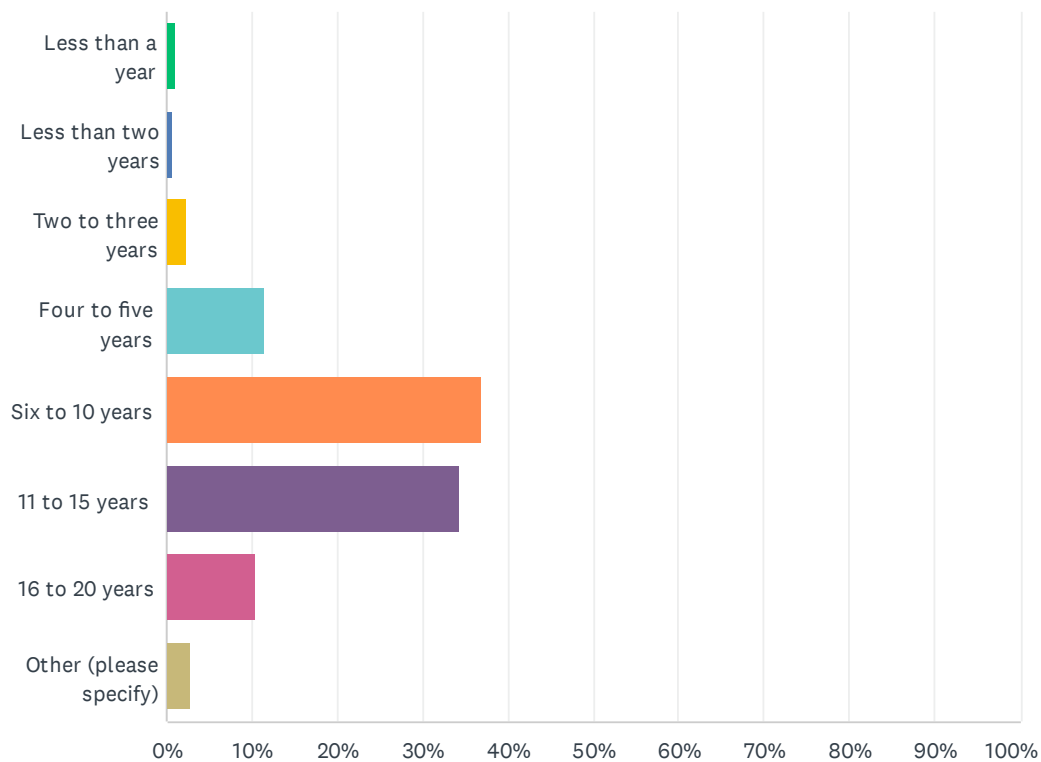




| ANSWER CHOICES | RESPONSES | |
|-------------------------------|-----------|-----|
| UTIs | 59.45% | 346 |
| Pain when walking | 78.87% | 459 |
| Pain when sitting | 75.26% | 438 |
| Pain when resting | 64.78% | 377 |
| Painful sex | 62.03% | 361 |
| Unable to have sex | 56.19% | 327 |
| Incontinence | 60.65% | 353 |
| Need to self catheterise | 11.34% | 66 |
| Constipation | 53.95% | 314 |
| Need to use a colostomy bag | 2.06% | 12 |
| Unable to urinate | 14.60% | 85 |
| Erosion into organs | 28.87% | 168 |
| Organ removal | 6.01% | 35 |
| Recurrent hernia | 3.26% | 19 |
| New hernia | 7.56% | 44 |
| Nerve damage | 56.87% | 331 |
| Mesh infection | 23.20% | 135 |
| Fibromyalgia | 39.52% | 230 |
| Depression | 58.25% | 339 |
| Autoimmune disease/s | 42.44% | 247 |
| Becoming antibiotic resistant | 14.60% | 85 |
| Cancer diagnosis | 3.09% | 18 |
| Considered taking own life | 23.71% | 138 |
| Need wheelchair | 6.70% | 39 |
| Need a stick to walk | 26.80% | 156 |
| Other (please specify) | 16.15% | 94 |
| Total Respondents: 582 | | |

Q3 How long is it since you had your mesh implant?

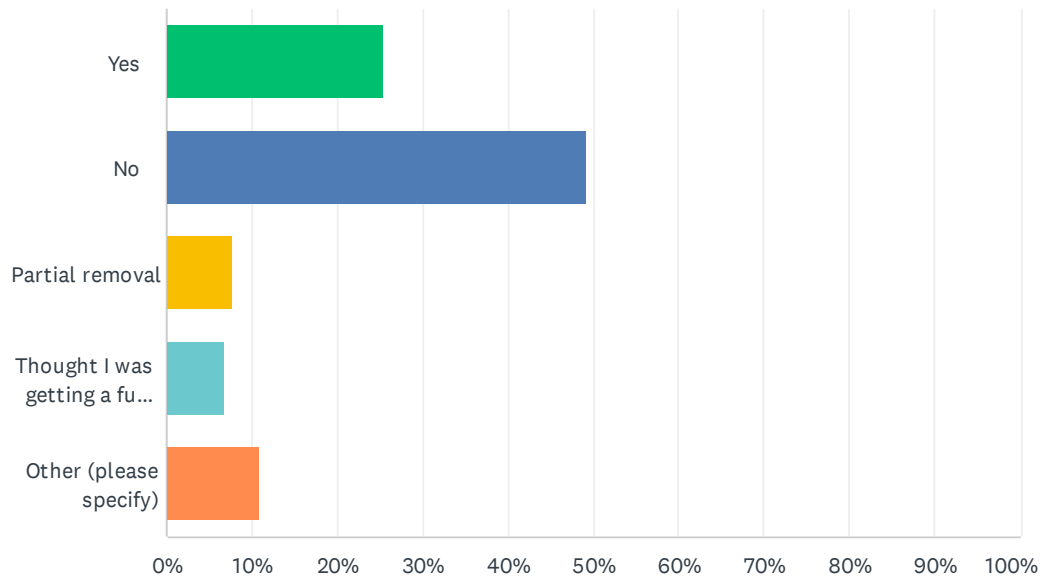
Answered: 581 Skipped: 1



| ANSWER CHOICES | RESPONSES | |
|------------------------|-----------|-----|
| Less than a year | 1.03% | 6 |
| Less than two years | 0.69% | 4 |
| Two to three years | 2.41% | 14 |
| Four to five years | 11.53% | 67 |
| Six to 10 years | 36.83% | 214 |
| 11 to 15 years | 34.25% | 199 |
| 16 to 20 years | 10.50% | 61 |
| Other (please specify) | 2.75% | 16 |
| TOTAL | | 581 |

Q4 Have you had mesh removal?

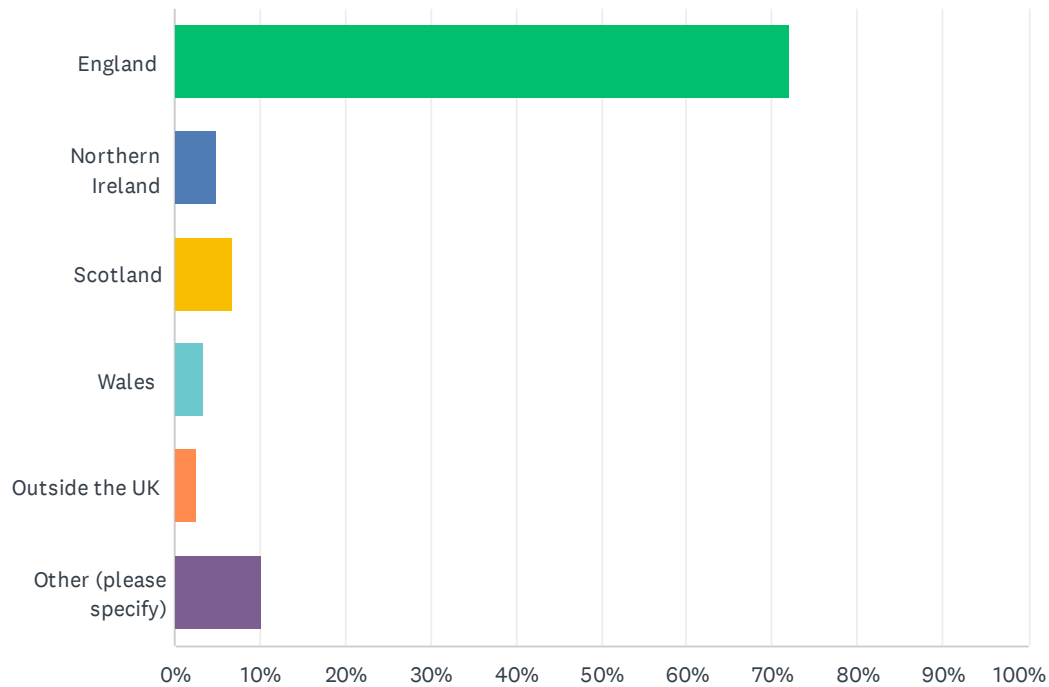
Answered: 581 Skipped: 1



| ANSWER CHOICES | RESPONSES | |
|---|-----------|-----|
| Yes | 25.47% | 148 |
| No | 49.23% | 286 |
| Partial removal | 7.57% | 44 |
| Thought I was getting a full removal but turned out to be partial | 6.88% | 40 |
| Other (please specify) | 10.84% | 63 |
| TOTAL | | 581 |

Q5 Which country are you from?

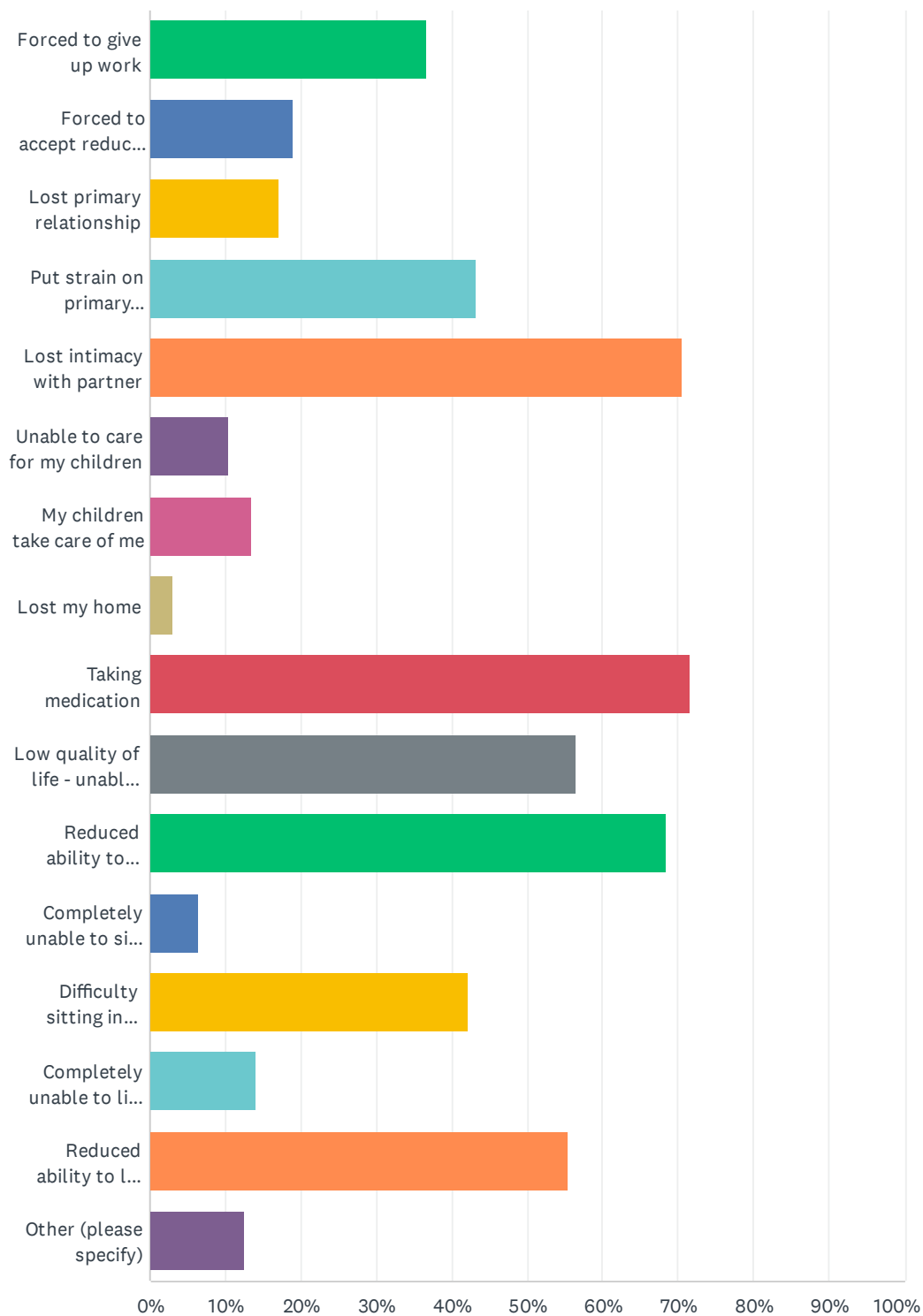
Answered: 581 Skipped: 1



| ANSWER CHOICES | RESPONSES | |
|------------------------|-----------|-----|
| England | 72.12% | 419 |
| Northern Ireland | 4.82% | 28 |
| Scotland | 6.88% | 40 |
| Wales | 3.44% | 20 |
| Outside the UK | 2.58% | 15 |
| Other (please specify) | 10.15% | 59 |
| TOTAL | | 581 |

Q6 How have mesh complications affected your life?

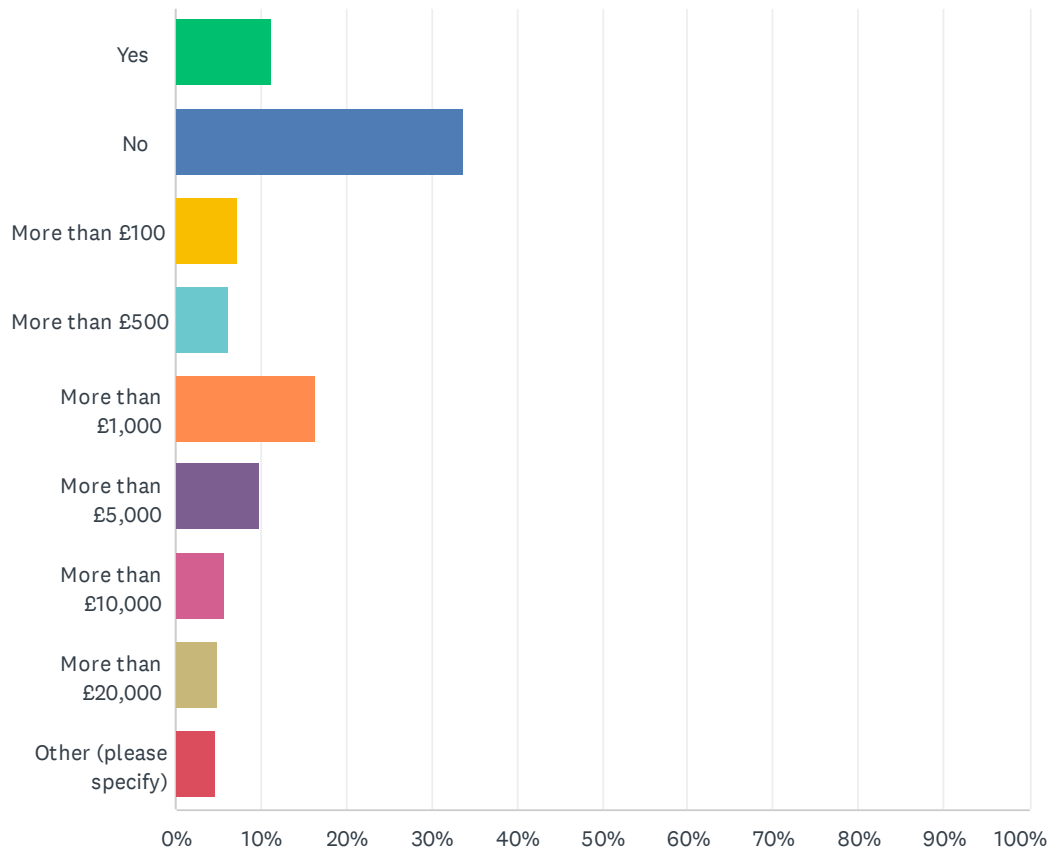
Answered: 577 Skipped: 5



| ANSWER CHOICES | RESPONSES | |
|---|-----------|-----|
| Forced to give up work | 36.74% | 212 |
| Forced to accept reduced hours at work | 18.89% | 109 |
| Lost primary relationship | 17.16% | 99 |
| Put strain on primary relationship | 43.33% | 250 |
| Lost intimacy with partner | 70.54% | 407 |
| Unable to care for my children | 10.40% | 60 |
| My children take care of me | 13.52% | 78 |
| Lost my home | 2.95% | 17 |
| Taking medication | 71.58% | 413 |
| Low quality of life - unable to enjoy socialising or hobbies | 56.50% | 326 |
| Reduced ability to enjoy socialising or hobbies | 68.46% | 395 |
| Completely unable to sit sit in vehicles or on public transport | 6.41% | 37 |
| Difficulty sitting in vehicles or on public transport | 42.29% | 244 |
| Completely unable to lift food shopping, cook or clean | 14.04% | 81 |
| Reduced ability to lift food shopping, cook or clean | 55.46% | 320 |
| Other (please specify) | 12.48% | 72 |
| Total Respondents: 577 | | |

Q7 Have you spent any of your own money on healthcare for mesh problems?

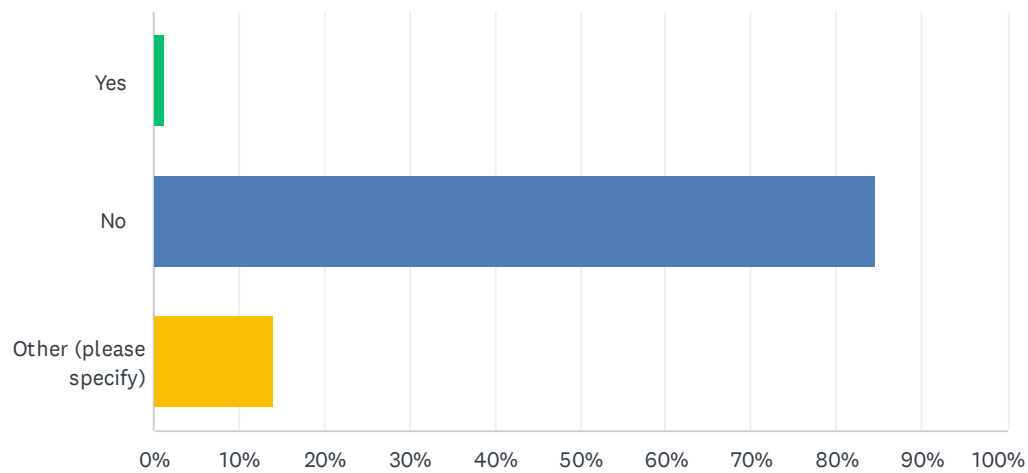
Answered: 574 Skipped: 8



| ANSWER CHOICES | RESPONSES | |
|------------------------|-----------|-----|
| Yes | 11.32% | 65 |
| No | 33.62% | 193 |
| More than £100 | 7.32% | 42 |
| More than £500 | 6.27% | 36 |
| More than £1,000 | 16.38% | 94 |
| More than £5,000 | 9.76% | 56 |
| More than £10,000 | 5.75% | 33 |
| More than £20,000 | 4.88% | 28 |
| Other (please specify) | 4.70% | 27 |
| TOTAL | | 574 |

Q8 Did your implanting surgeon warn you of the risks of mesh?

Answered: 580 Skipped: 2



| ANSWER CHOICES | RESPONSES | |
|------------------------|-----------|-----|
| Yes | 1.21% | 7 |
| No | 84.66% | 491 |
| Other (please specify) | 14.14% | 82 |
| TOTAL | | 580 |